

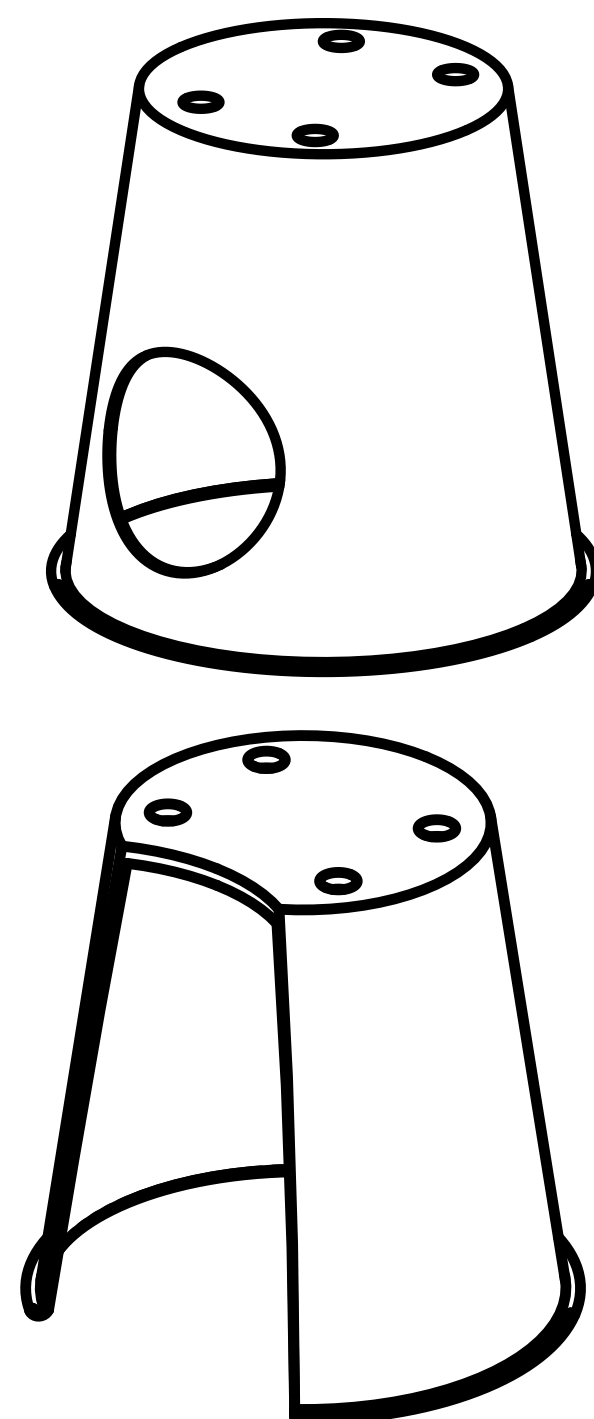
RAT BONFIRE HABITAT

ANDREA BUTLER

PROVIDING DOMESTICATED RATS WITH SAFE SPACES TO DWELL AND EXPLORE.

RATS ARE AVID CHEWERS TO KEEP THEIR TEETH AT APPROPRIATE LENGTHS. ALL MATERIALS SHOULD BE CHOSEN FOR SAFETY AND DURABILITY. THEIR ENVIRONMENT SHOULD BE CONSISTENTLY OBSERVED FOR CHEWED AND DEGRADED MATERIALS. THOSE PIECES SHOULD BE PROMPTLY REPLACED OR REMOVED TO PREVENT SAFETY HAZARDS.

BURROW BUNDLE




PLASTIC NURSERY POTS
1-9" POT AND 2-7" POTS
READILY AVAILABLE AT GARDEN CENTERS OR RECYCLED FROM OTHER PROJECTS.
THE PLASTIC IS EASY TO CLEAN.
PROVIDES A DARK SECLUDED HIDING SPOT FOR SLEEP.
MULTIPLE DOMES ALLOW RATS TO SLEEP TOGETHER OR SEPARATE.
THIS MAINTAINS CIVIL SOCIAL BEHAVIOR AND REGULATES HEAT.

PVC PIPES
3-3" DIAMETER
FOUND AT HARDWARE STORES
PVC IS EXTREMELY DURABLE
MIMICS RATS NATURAL INSTINCT TO TUNNEL

INSTRUCTIONS

1. CUT THE SIDE OF ONE 7" POT AS SHOWN (IF THERE ARE NOT DRAINAGE HOLES AT THE TOP, CUT SOME IN AS WELL FOR ADDED VENTILATION)
2. CUT A 3" HOLE IN THE OTHER 7" POT, 1" ABOVE THE RIM, AND ANOTHER HOLE DIRECTLY ACROSS FROM THE FIRST
3. GLUE THE POT TOGETHER WITH THE OPENINGS FACING EACH OTHER USING ANIMAL SAFE GLUE
4. CUT A SAME SIZE HOLE INTO THE LARGER POT, AND AGAIN 90 DEGREES FROM THE FIRST
5. ATTACH THE PVC PIECES IN THE SLOTS AS SHOWN

OPEN SPACES MAZE

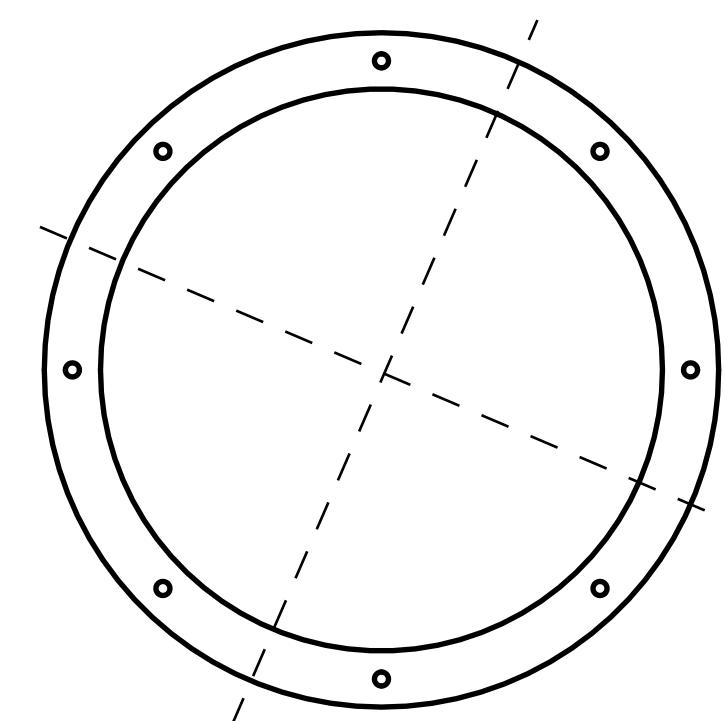



PLASTIC NURSERY POTS
READILY AVAILABLE AT GARDEN CENTERS OR RECYCLED FROM OTHER PROJECTS.
THE PLASTIC IS EASY TO CLEAN.
USED AS THE CURVED FRAMEWORK.

HARDENING CLAY
FOUND AT CRAFT STORES
USED TO CREATE A SMOOTH CURVED FORM FOR THE RAT TO MOVE ALONG.
ONCE HARDENED IT SHOULD NOT BE EASILY CHEWED.
REMOVE IF DAMAGED.

INSTRUCTIONS

1. CUT 2" FROM THE TOP OF THE POT.
2. CUT THE CIRCLE INTO QUARTERS.
3. CUT 2 SMALL HOLES, EQUALLY SPACED, IN THE LIP OF THE POT RIM.
4. MOLD THE CLAY ALONG THE VERTICAL EDGES TO CREATE A SMOOTH FINISH. ALLOW TO DRY COMPLETELY.
5. ATTACH PIECES TO THE PLASTIC CAGE BASE USING ZIP TIES OR NUTS AND BOLTS.



ARIAL CLIMBING PLATFORMS

WOOD CRAFTING WREATH 18" DIAMETER

WOOD CAN BE EASILY CUT TO THE DESIRED SHAPE AND IS DURABLE.
SIMILAR MATERIALS CAN BE FOUND AT LOCAL HARDWARE AND CRAFTING STORES.
BE SURE TO USE NONTOXIC WOOD TYPES.

INSTRUCTIONS

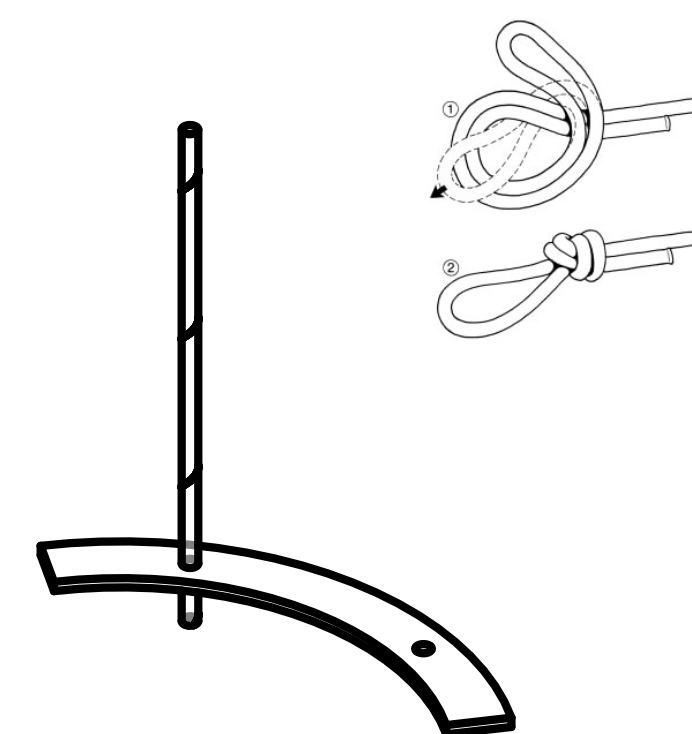
1. DIVIDE AND CUT INTO EQUAL PIECES.
2. EACH PIECE WITH TWO HOLES, ONE ON EITHER END TO ATTACH ROPE.

COTTON ROPE ATTACHMENTS

INEXPENSIVE AND EASILY FOUND AT HARDWARE OR CRAFTING STORES.
RELATIVELY SAFE TO BE CHEWED AND CLIMBED UPON.
EASILY REPLACED.
AVOID FIBROUS ROPES LIKE JUTE WHICH CAN CAUSE DIGESTIVE OBSTRUCTIONS.
WATCH FOR ROPES OR STRINGS GETTING TANGLED AROUND THE RATS LIMBS.

INSTRUCTIONS

1. THREAD THE ROPE THROUGH THE HOLE, TYING A KNOT BELOW AND ABOVE THE PLATFORM TO CREATE STABILITY.
2. TIE A LOOP KNOT ON THE OTHER END OF THE ROPE AT THE DESIRED LENGTH, TRIM THE EXCESS.
3. ATTACH THE PLATFORMS BY ZIP TYING THE KNOT TO THE GRATE TOP OF THE CAGE.



BONFIRE HABITAT

ARRANGE ALL COMPONENTS IN CENTRALIZED CIRCULAR FORMATION AS SHOWN TO ACHIEVE THE RADIATING BONFIRE EFFECT

THIS HABITAT INSERTION CAN FIT IN A MINIMUM 2'X2'X2' RECOMMENDED CAGE SIZE. NOT INCLUDING LITTER OR FOOD AND WATER ACCESS.

